



Lukas Review's Champions League Primer

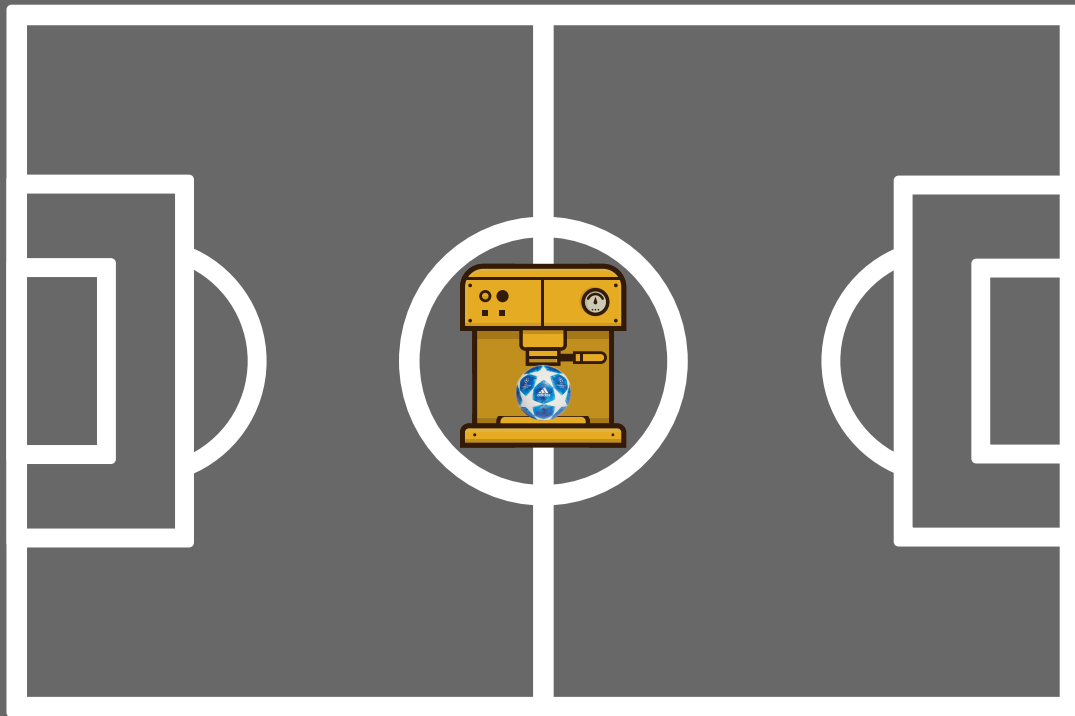


Table of Contents

| | |
|-----------|------------------------|
| 01 | Glossary |
| 02 | Team Breakdowns |
| 26 | My Bets |
| 27 | Sources |

Glossary

SmarterScout Player Profiles

Minutes

Time played in domestic matches

Attacking Output

Measure of contributions to xGoals per minute that a player's team is in possession of the ball.

Defending Quantity

Number of defending opportunities a player has per minute out of possession. Unlike in attacking, players usually can not take multiple touches to defend an oncoming attacker. So defending quality is a measure of the contributions to *xGoals Allowed* per defending opportunity, rather than per minute out of possession.

Ball Retention

Likelihood of keeping possession when executing a specific action at a specific location on the pitch, compared to other players' success in keeping possession in the same situations.

Style

Disrupting Opposition Moves: Attempt to break up an opposition move by tackling, blocking, or clearing

Recovering a Moving Ball: Regain possession by intercepting per minute out of possession

Aerial Duels: Engage in an aerial duel per minute played

Passing Toward Goal: A pass that brings the ball at least 10 meters closer to the center of the opponent's goal per attacking touch

Link-Up Passing: any other pass per attacking touch

Dribbling: Advancing the ball uncontested for at least 10% of the length of the pitch or by taking on a player per attacking touch

Receiving in the Box: Receive the ball in the opposition penalty area per attacking touch

Shooting: Shoot the ball except from a penalty per attacking touch

Expected Goals Table

Actual Goals

Goals Scored: Domestic goals scored by a club

Goals Conceded: Domestic goals conceded by a club

Goal Differential: Most common tiebreaker and calculated by Goals Scored - Conceded

Expected Goals

Measures the quality of a chance by calculating the likelihood that it will be scored from a particular position on a scale between zero and one. If a team is significantly over/under performing their xGoals, it can be attributed to a hot streak or above/below average finishing. Includes the same Scored, Conceded, Differential as Actual Goals.

(Click [here](#) for further reading)

Matchup 1

Leg 1

Location: Le Parc des Princes

Date: February 15th @ 3:00 PM EST



Leg 2

Location: El Bernabéu

Date: March 9th @ 3:00 PM EST

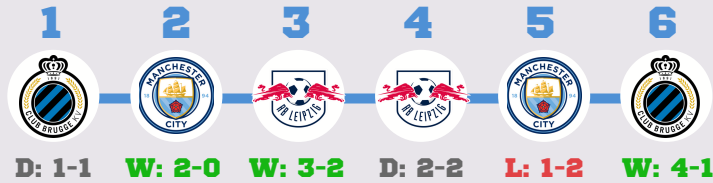


My Pick to Advance



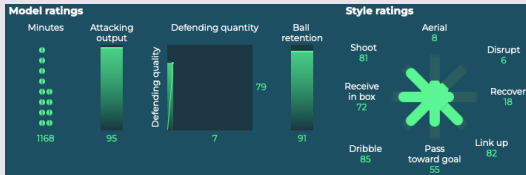



Group Stage

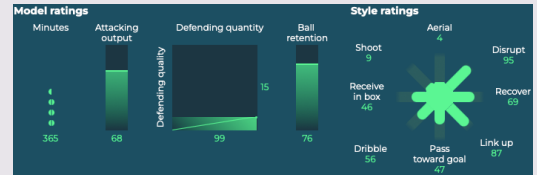


Players to Watch

Kylian Mbappe (ST)



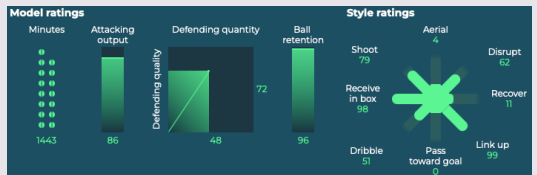
Marco Veratti (CDM)



Neymar Jr. (LW)



Achraf Hakimi (RB)



Projected 11 (4-3-3)



Team Stats

Expected Goal Table

| | Actual Goals | xGoals (xG) | xGoal Differential |
|----------------|--------------|--------------|--------------------|
| Goals Scored | 51 | 42.43 | 8.57 |
| Goals Conceded | 19 | 22.17 | -3.17 |
| Net Goals | 32 | 20.26 | |

Domestic Performance

| # | Team | Pl | W | D | L | F | A | GD | Pts |
|---|---------------------|----|----|---|---|----|----|----|-----|
| 1 | Paris Saint-Germain | 24 | 18 | 5 | 1 | 52 | 19 | 33 | 59 |
| 2 | Marseille | 24 | 13 | 7 | 4 | 38 | 21 | 17 | 46 |
| 3 | Nice * | 24 | 13 | 4 | 7 | 36 | 21 | 15 | 42 |
| 4 | Strasbourg | 24 | 12 | 5 | 7 | 46 | 29 | 17 | 41 |

Betting Odds

| Club | Knockout Opponent | Odds to Advance | Odds to Win CL |
|------|-------------------|-----------------|----------------|
| | | -130 | +1000 |



Group Stage



Players to Watch

Vinicius Jr. (LW)



Luka Modric (CM)



Karim Benzema (ST)



Éder Militão (CB)



Projected 11 (4-3-3)



Team Stats

Expected Goal Table

| | Actual Goals | xGoals (xG) | xGoal Differential |
|----------------|--------------|-------------|--------------------|
| Goals Scored | 48 | 49.55 | -1.55 |
| Goals Conceded | 20 | 27.07 | -7.07 |
| Net Goals | 28 | 22.48 | |

Domestic Performance

| # | Team | Pl | W | D | L | F | A | GD | Pts |
|---|-------------|----|----|---|---|----|----|----|-----|
| 1 | Real Madrid | 24 | 16 | 6 | 2 | 48 | 20 | 28 | 54 |
| 2 | Sevilla | 24 | 14 | 8 | 2 | 36 | 16 | 20 | 50 |
| 3 | Real Betis | 24 | 13 | 4 | 7 | 45 | 29 | 16 | 43 |
| 4 | Barcelona | 23 | 10 | 9 | 4 | 38 | 27 | 11 | 39 |

Betting Odds

| Club | Knockout Opponent | Odds to Advance | Odds to Win CL |
|------|-------------------|-----------------|----------------|
| | | +110 | +1400 |

Matchup 2

Leg 1

Location: Estádio José Alvalade
Date: February 15th @ 3:00 PM EST



Leg 2

Location: Etihad
Date: March 9th @ 3:00 PM EST



My Pick to Advance





Group Stage



Players to Watch

Pedro Porro (RB)



Matheus Nunes (CM)



João Palhinha (CDM)



Pedro Gonçalves (CAM)



Projected 11 (3-4-3)



Team Stats

Expected Goal Table

| | Actual Goals | xGoals (xG) | xGoal Differential |
|----------------|--------------|-------------|--------------------|
| Goals Scored | 41 | 40.47 | 0.53 |
| Goals Conceded | 13 | 14.90 | -1.90 |
| Net Goals | 28 | 25.57 | |

Domestic Performance

| # | Team | Pl | W | D | L | F | A | GD | Pts |
|---|----------|----|----|---|---|----|----|-----|-----|
| 1 | FC Porto | 22 | 19 | 3 | 0 | 57 | 16 | +41 | 60 |
| 2 | Sporting | 22 | 17 | 3 | 2 | 43 | 15 | +28 | 54 |
| 3 | Benfica | 22 | 16 | 2 | 4 | 58 | 20 | +38 | 50 |
| 4 | Braga | 22 | 12 | 5 | 5 | 39 | 23 | +16 | 41 |

Betting Odds

| Club | Knockout Opponent | Odds to Advance | Odds to Win CL |
|------|-------------------|-----------------|----------------|
| SCP | Benfica | +800 | +2500 |

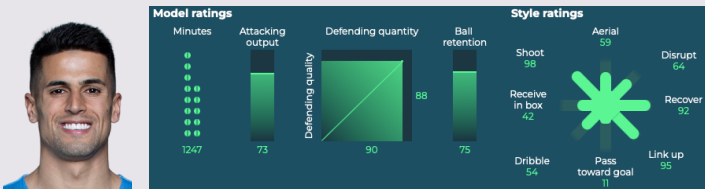


Group Stage

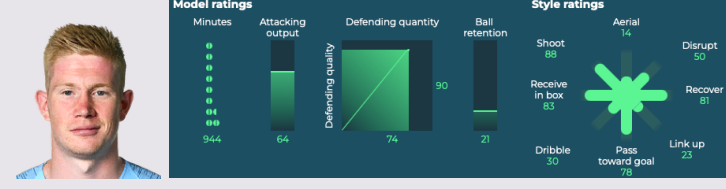


Players to Watch

João Cancelo (LB)



Kevin De Bruyne (CM)



Rúben Dias (CB)



Phil Foden (CAM)



Projected 11 (4-3-3)



Team Stats

Expected Goal Table

| | Actual Goals | xGoals (xG) | xGoal Differential |
|----------------|--------------|-------------|--------------------|
| Goals Scored | 55 | 54.84 | 0.16 |
| Goals Conceded | 14 | 16.60 | -2.6 |
| Net Goals | 41 | 38.24 | |

Domestic Performance

| # | Team | Pl | W | D | L | F | A | GD | Pts |
|---|-------------------|----|----|---|---|----|----|----|-----|
| 1 | Manchester City | 25 | 20 | 3 | 2 | 61 | 14 | 47 | 63 |
| 2 | Liverpool | 24 | 16 | 6 | 2 | 61 | 19 | 42 | 54 |
| 3 | Chelsea | 24 | 13 | 8 | 3 | 48 | 18 | 30 | 47 |
| 4 | West Ham United | 25 | 12 | 5 | 8 | 44 | 33 | 11 | 41 |
| 5 | Manchester United | 24 | 11 | 7 | 6 | 38 | 32 | 6 | 40 |

Betting Odds

| Club | Knockout Opponent | Odds to Advance | Odds to Win CL |
|------|-------------------|-----------------|----------------|
| | | -1600 | +250 |

Matchup 3

Leg 1

Location: Red Bull Arena

Date: February 16th @ 3:00 PM EST



Leg 2

Location: Allianz Arena

Date: March 8th @ 3:00 PM EST



My Pick to Advance



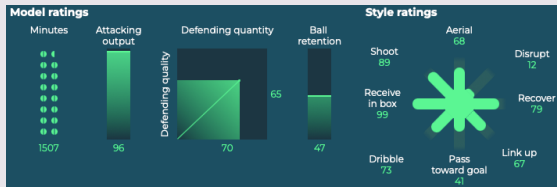


Group Stage

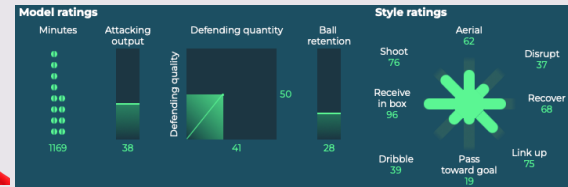


Players to Watch

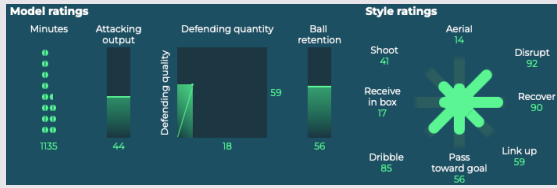

Rasmus Kristensen (RB)



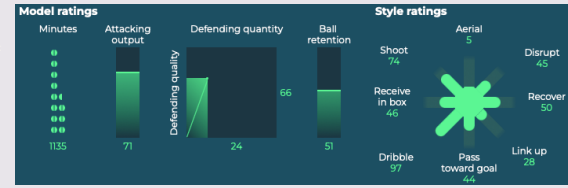
Brenden Aaronson (CAM)



Mohamed Camara (CDM)



Karim Adeyemi (ST)



Projected 11 (4-3-1-2)



Team Stats

Expected Goal Table

| | Actual Goals | xGoals (xG) | xGoal Differential |
|------------------|--------------|--------------|--------------------|
| Goals Scored | 42 | 41.84 | 0.16 |
| Goals Conceded | 12 | 11.2 | 0.8 |
| Net Goals | 30 | 30.64 | |

Domestic Performance

| # | Team | Pl | W | D | L | F | A | GD | Pts |
|---|-----------------------|----|----|---|---|----|----|-----|-----|
| 1 | Salzburg | 19 | 15 | 3 | 1 | 44 | 13 | +31 | 48 |
| 2 | RZ Pellets WAC | 19 | 10 | 4 | 5 | 33 | 29 | +4 | 34 |
| 3 | Sturm Graz | 19 | 9 | 5 | 5 | 39 | 28 | +11 | 32 |
| 4 | SK Austria Klagenfurt | 19 | 6 | 8 | 5 | 28 | 29 | -1 | 26 |

Betting Odds

| Club | Knockout Opponent | Odds to Advance | Odds to Win CL |
|-------------|-------------------|-----------------|----------------|
| FC Salzburg | Bayer Leverkusen | +800 | +25000 |

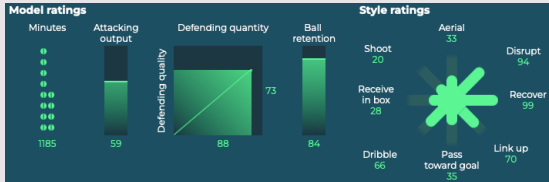


Group Stage



Players to Watch

Dayot Upamecano (CB)



Leroy Sané (LW)



Joshua Kimmich (CDM)



Robert Lewandowski (ST)



Projected 11 (5-2-2-1)



Team Stats

Expected Goal Table

| | Actual Goals | xGoals (xG) | xGoal Differential |
|----------------|--------------|--------------|--------------------|
| Goals Scored | 68 | 61.27 | 6.73 |
| Goals Conceded | 21 | 20.99 | .01 |
| Net Goals | 47 | 38.24 | |

Domestic Performance

| # | Team | PI | W | D | L | F | A | GD | Pts |
|---|-------------------|----|----|---|---|----|----|----|-----|
| 1 | Bayern Munich | 22 | 17 | 1 | 4 | 70 | 25 | 45 | 52 |
| 2 | Borussia Dortmund | 22 | 15 | 1 | 6 | 57 | 36 | 21 | 46 |
| 3 | Bayer Leverkusen | 22 | 12 | 5 | 5 | 58 | 36 | 22 | 41 |
| 4 | RB Leipzig | 22 | 10 | 4 | 8 | 43 | 27 | 16 | 34 |

Betting Odds

| Club | Knockout Opponent | Odds to Advance | Odds to Win CL |
|------|-------------------|-----------------|----------------|
| | | -1600 | +350 |

Matchup 4

Leg 1

Location: San Siro

Date: February 16th @ 3:00 PM EST



Leg 2

Location: Anfield

Date: March 8th @ 3:00 PM EST



My Pick to Advance





Group Stage

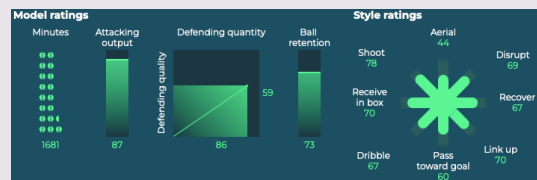


Players to Watch

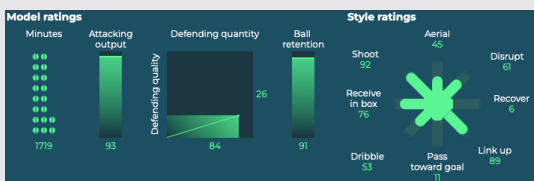
Alessandro Bastoni (CB)



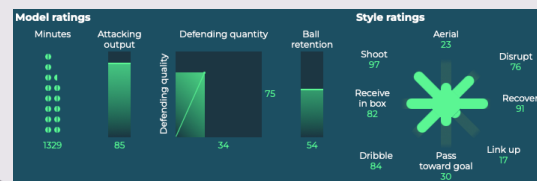
Nicolò Barella (CM)



Milan Škriniar (CB)



Lautaro Martínez (ST)



Projected 11 (5-3-2)



Team Stats

Expected Goal Table

| | Actual Goals | xGoals (xG) | xGoal Differential |
|----------------|--------------|--------------|--------------------|
| Goals Scored | 54 | 51.04 | 6.73 |
| Goals Conceded | 19 | 23.06 | .01 |
| Net Goals | 35 | 27.98 | |

Domestic Performance

| # | Team | PI | W | D | L | F | A | GD | Pts |
|---|-------------|----|----|---|---|----|----|----|-----|
| 1 | AC Milan | 25 | 17 | 4 | 4 | 50 | 26 | 24 | 55 |
| 2 | Inter Milan | 24 | 16 | 6 | 2 | 55 | 20 | 35 | 54 |
| 3 | Napoli | 25 | 16 | 5 | 4 | 46 | 17 | 29 | 53 |
| 4 | Juventus | 25 | 13 | 7 | 5 | 37 | 22 | 15 | 46 |

Betting Odds

| Club | Knockout Opponent | Odds to Advance | Odds to Win CL |
|------|-------------------|-----------------|----------------|
| | | +275 | +5000 |



Group Stage




Players to Watch

Trent Alexander-Arnold (RB)



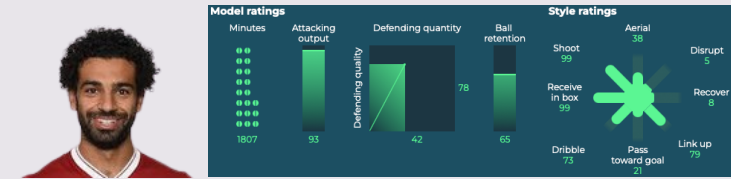
Fabinho (CDM)



Andrew Robertson (LB)



Mohamed Salah (RW)



Projected 11 (4-3-3)



Team Stats

Expected Goal Table

| | Actual Goals | xGoals (xG) | xGoal Differential |
|----------------|--------------|--------------|--------------------|
| Goals Scored | 60 | 62.04 | -2.04 |
| Goals Conceded | 19 | 24.24 | -5.24 |
| Net Goals | 41 | 37.80 | |

Domestic Performance

| # | Team | Pl | W | D | L | F | A | GD | Pts |
|---|-------------------|----|----|---|---|----|----|----|-----|
| 1 | Manchester City | 25 | 20 | 3 | 2 | 61 | 14 | 47 | 63 |
| 2 | Liverpool | 24 | 16 | 6 | 2 | 61 | 19 | 42 | 54 |
| 3 | Chelsea | 24 | 13 | 8 | 3 | 48 | 18 | 30 | 47 |
| 4 | West Ham United | 25 | 12 | 5 | 8 | 44 | 33 | 11 | 41 |
| 5 | Manchester United | 24 | 11 | 7 | 6 | 38 | 32 | 6 | 40 |

Betting Odds

| Club | Knockout Opponent | Odds to Advance | Odds to Win CL |
|------|-------------------|-----------------|----------------|
| | | -370 | +550 |

Matchup 5

Leg 1

Location: Stamford Bridge

Date: February 22nd @ 3:00 PM EST



Leg 2

Location: Stade Pierre Mauroy

Date: March 16th @ 4:00 PM EST

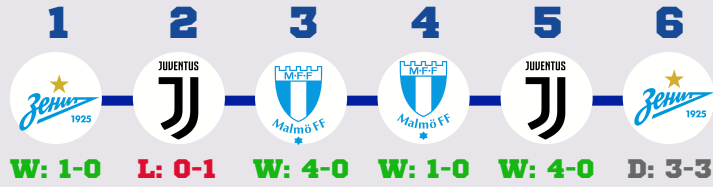


My Pick to Advance



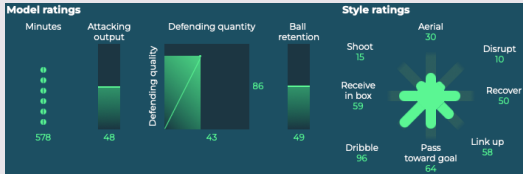


Group Stage

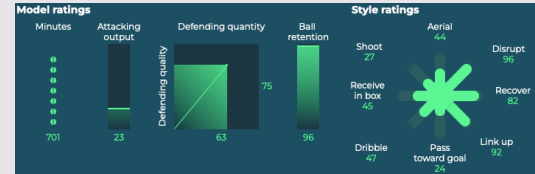


Players to Watch

N'Golo Kanté (CDM)



Kai Havertz (CAM)



Jorginho (CDM)



Romelu Lukaku (ST)



Projected 11 (3-4-2-1)



Team Stats

Expected Goal Table

| | Actual Goals | xGoals (xG) | xGoal Differential |
|----------------|--------------|--------------|--------------------|
| Goals Scored | 48 | 42.87 | 5.13 |
| Goals Conceded | 18 | 22.63 | -4.63 |
| Net Goals | 30 | 20.24 | |

Domestic Performance

| # | Team | Pl | W | D | L | F | A | GD | Pts |
|---|-------------------|----|----|---|---|----|----|----|-----|
| 1 | Manchester City | 25 | 20 | 3 | 2 | 61 | 14 | 47 | 63 |
| 2 | Liverpool | 24 | 16 | 6 | 2 | 61 | 19 | 42 | 54 |
| 3 | Chelsea | 24 | 13 | 8 | 3 | 48 | 18 | 30 | 47 |
| 4 | West Ham United | 25 | 12 | 5 | 8 | 44 | 33 | 11 | 41 |
| 5 | Manchester United | 24 | 11 | 7 | 6 | 38 | 32 | 6 | 40 |

Betting Odds

| Club | Knockout Opponent | Odds to Advance | Odds to Win CL |
|------|-------------------|-----------------|----------------|
| | | -525 | +700 |

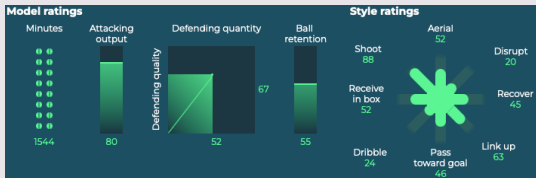


Group Stage



Players to Watch

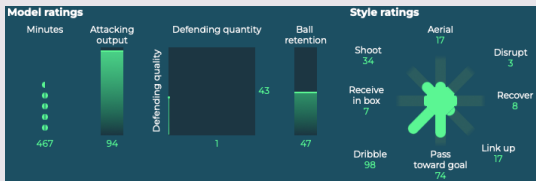
Sven Botman (CB)



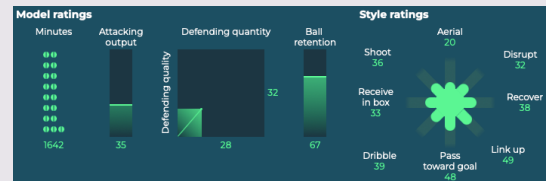
Jonathan Bamba (LW)



Renato Sanches (CM)



Jonathan David (ST)



Projected 11 (4-4-2)



Team Stats

Expected Goal Table

| | Actual Goals | xGoals (xG) | xGoal Differential |
|----------------|--------------|--------------|--------------------|
| Goals Scored | 32 | 33.30 | -1.30 |
| Goals Conceded | 35 | 23.16 | 11.84 |
| Net Goals | -3 | 10.14 | |

Domestic Performance

| # | Team | Pl | W | D | L | F | A | GD | Pts |
|----|-------------|----|----|---|----|----|----|----|-----|
| 8 | RC Lens | 24 | 10 | 6 | 8 | 39 | 35 | 4 | 36 |
| 9 | Nantes | 24 | 10 | 5 | 9 | 31 | 28 | 3 | 35 |
| 10 | Lille | 24 | 9 | 8 | 7 | 32 | 35 | -3 | 35 |
| 11 | Montpellier | 24 | 10 | 4 | 10 | 38 | 34 | 4 | 34 |

Betting Odds

| Club | Knockout Opponent | Odds to Advance | Odds to Win CL |
|------|-------------------|-----------------|----------------|
| | | +370 | +20000 |

Matchup 6

Leg 1

Location: El Madrigal

Date: February 22nd @ 3:00 PM EST



JUVENTUS



Leg 2

Location: Allianz Stadium

Date: March 16th @ 4:00 PM EST

JUVENTUS

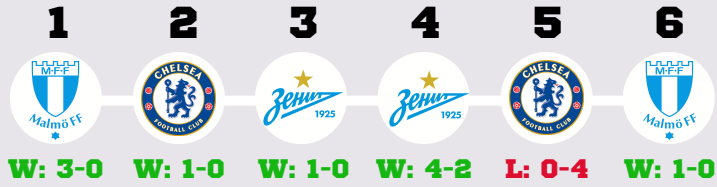


My Pick to Advance



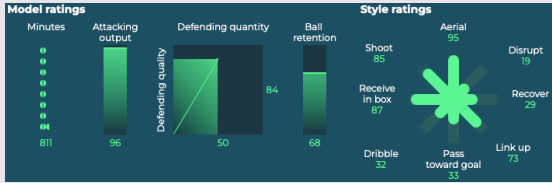


Group Stage

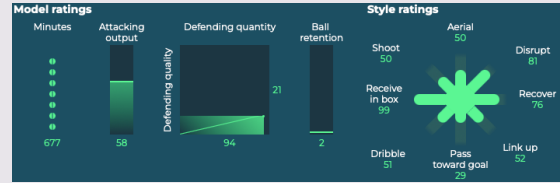


Players to Watch

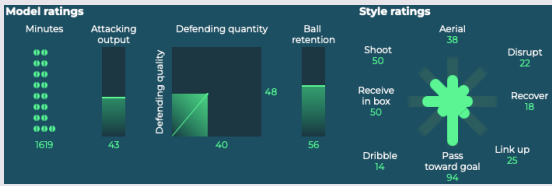
Matthijs de Ligt (CB)



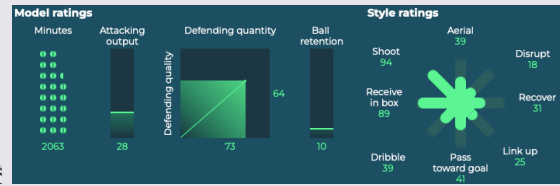
Weston McKennie (CM)



Manuel Locatelli (CDM)



Dusan Vlahovic (ST)



Projected 11 (4-3-1-2)



Team Stats

Expected Goal Table

| | Actual Goals | xGoals (xG) | xGoal Differential |
|----------------|--------------|-------------|--------------------|
| Goals Scored | 36 | 38.60 | -2.40 |
| Goals Conceded | 21 | 23.13 | -2.13 |
| Net Goals | 15 | 15.47 | |

Domestic Performance


| # | Team | Pl | W | D | L | F | A | GD | Pts |
|---|-------------|----|----|---|---|----|----|----|-----|
| 1 | AC Milan | 25 | 17 | 4 | 4 | 50 | 26 | 24 | 55 |
| 2 | Inter Milan | 24 | 16 | 6 | 2 | 55 | 20 | 35 | 54 |
| 3 | Napoli | 25 | 16 | 5 | 4 | 46 | 17 | 29 | 53 |
| 4 | Juventus | 25 | 13 | 7 | 5 | 37 | 22 | 15 | 46 |

Betting Odds

| Club | Knockout Opponent | Odds to Advance | Odds to Win CL |
|----------|-------------------|-----------------|----------------|
| Juventus | Bayern Munich | -200 | +2500 |



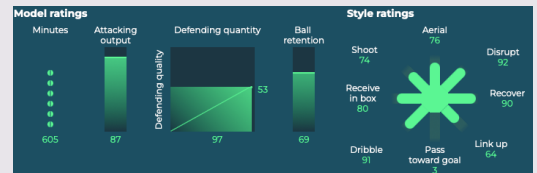
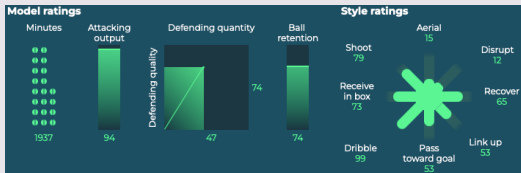
Group Stage



Players to Watch

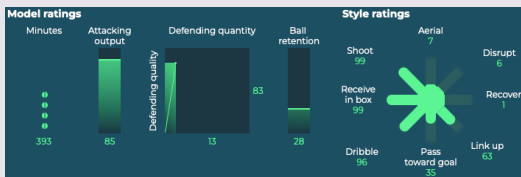
Pau Torres (CB)

Yéremi Pino (RW)



Arnaut Danjuma (LW)

Gerard Moreno (ST)



Projected 11 (4-4-2)



Team Stats

Expected Goal Table

| | Actual Goals | xGoals (xG) | xGoal Differential |
|----------------|--------------|--------------|--------------------|
| Goals Scored | 38 | 43.68 | -2.40 |
| Goals Conceded | 23 | 29.20 | -2.13 |
| Net Goals | 15 | 14.48 | |

Domestic Performance

| # | Team | Pl | W | D | L | F | A | GD | Pts |
|---|-----------------|----|----|----|---|----|----|----|-----|
| 5 | Atletico Madrid | 23 | 11 | 6 | 6 | 42 | 33 | 9 | 39 |
| 6 | Real Sociedad | 23 | 10 | 8 | 5 | 24 | 21 | 3 | 38 |
| 7 | Villarreal | 24 | 9 | 9 | 6 | 38 | 23 | 15 | 36 |
| 8 | Athletic Bilbao | 23 | 8 | 10 | 5 | 23 | 18 | 5 | 34 |

Betting Odds

| Club | Knockout Opponent | Odds to Advance | Odds to Win CL |
|------|-------------------|-----------------|----------------|
| | | +160 | +10000 |

Matchup 7

Leg 1

Location: Estádio da Luz

Date: February 23rd @ 3:00 PM EST



Leg 2

Location: Johan Cruyff Arena

Date: March 15th @ 4:00 PM EST



My Pick to Advance



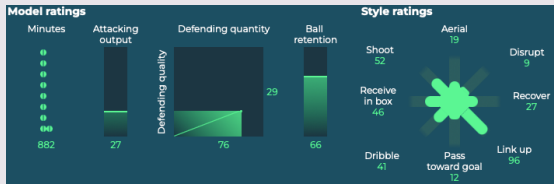


Group Stage

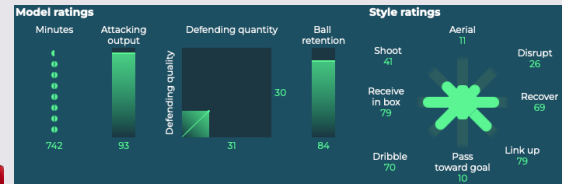


Players to Watch

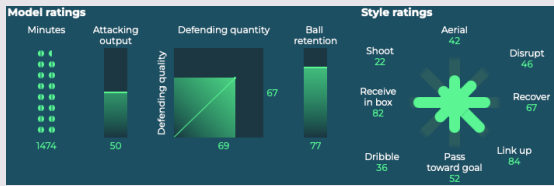
Alejandro Grimaldo (LB)



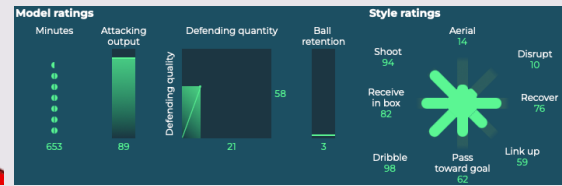
Rafa Silva (CAM)



Julian Weigl (CDM)



Darwin Núñez (ST)



Projected 11 (4-4-2)



Team Stats

Expected Goal Table

| | Actual Goals | xGoals (xG) | xGoal Differential |
|------------------|--------------|--------------|--------------------|
| Goals Scored | 58 | 48.34 | 9.66 |
| Goals Conceded | 20 | 16.67 | 3.33 |
| Net Goals | 38 | 31.67 | |

Domestic Performance

| # | Team | Pl | W | D | L | F | A | GD | Pts |
|---|----------|----|----|---|---|----|----|-----|-----|
| 1 | FC Porto | 22 | 19 | 3 | 0 | 57 | 16 | +41 | 60 |
| 2 | Sporting | 22 | 17 | 3 | 2 | 43 | 15 | +28 | 54 |
| 3 | Benfica | 22 | 16 | 2 | 4 | 58 | 20 | +38 | 50 |
| 4 | Braga | 22 | 12 | 5 | 5 | 39 | 23 | +16 | 41 |

Betting Odds

| Club | Knockout Opponent | Odds to Advance | Odds to Win CL |
|------|-------------------|-----------------|----------------|
| | | +300 | +15000 |



Group Stage



Players to Watch

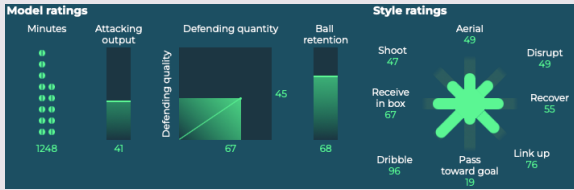
Lisandro Martínez (CB)



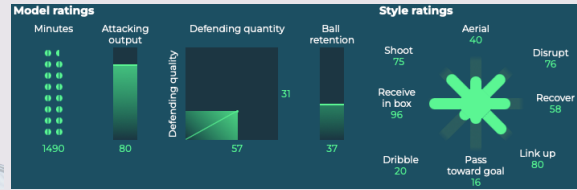
Antony (RW)



Ryan Gravenberch (CM)



Sébastien Haller (ST)



Projected 11 (4-2-3-1)



Team Stats

Expected Goal Table

| | Actual Goals | xGoals (xG) | xGoal Differential |
|----------------|--------------|--------------|--------------------|
| Goals Scored | 69 | 51.75 | 17.25 |
| Goals Conceded | 5 | 12.11 | -7.11 |
| Net Goals | 64 | 39.64 | |

Domestic Performance

| # | Team | Pl | W | D | L | F | A | GD | Pts |
|---|---------------|----|----|---|---|----|----|----|-----|
| 1 | Ajax | 22 | 17 | 3 | 2 | 69 | 5 | 64 | 54 |
| 2 | PSV Eindhoven | 22 | 16 | 1 | 5 | 54 | 28 | 26 | 49 |
| 3 | Feyenoord | 22 | 15 | 3 | 4 | 52 | 19 | 33 | 48 |
| 4 | AZ Alkmaar | 22 | 13 | 3 | 6 | 43 | 26 | 17 | 42 |

Betting Odds

| Club | Knockout Opponent | Odds to Advance | Odds to Win CL |
|------|-------------------|-----------------|----------------|
| | | -400 | +1200 |

Matchup 8

Leg 1

Location: Wanda Metropolitano

Date: February 23rd @ 3:00 PM EST



Leg 2

Location: Johan Cruyff Arena

Date: March 15th @ 4:00 PM EST



My Pick to Advance





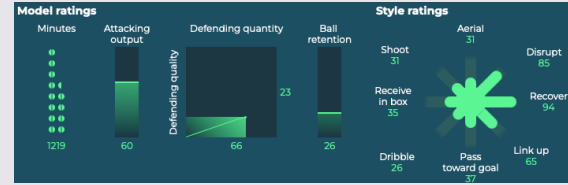
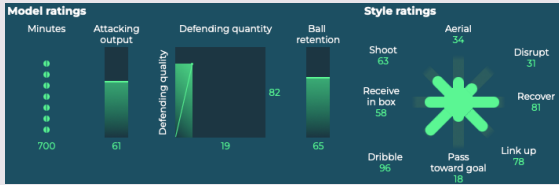
Group Stage



Players to Watch

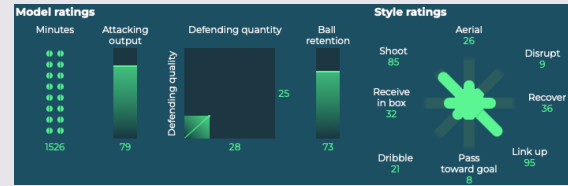
Raph el Varane (CB)

Fred (CDM)



Bruno Fernandes (CAM)

Cristiano Ronaldo (ST)



Projected 11 (4-2-3-1)



Team Stats

Expected Goal Table

| | Actual Goals | xGoals (xG) | xGoal Differential |
|----------------|--------------|-------------|--------------------|
| Goals Scored | 38 | 39.11 | -1.11 |
| Goals Conceded | 32 | 37.84 | -5.84 |
| Net Goals | 6 | 1.27 | |

Domestic Performance


| # | Team | Pl | W | D | L | F | A | GD | Pts |
|---|-------------------|----|----|---|---|----|----|----|-----|
| 1 | Manchester City | 25 | 20 | 3 | 2 | 61 | 14 | 47 | 63 |
| 2 | Liverpool | 24 | 16 | 6 | 2 | 61 | 19 | 42 | 54 |
| 3 | Chelsea | 24 | 13 | 8 | 3 | 48 | 18 | 30 | 47 |
| 4 | West Ham United | 25 | 12 | 5 | 8 | 44 | 33 | 11 | 41 |
| 5 | Manchester United | 24 | 11 | 7 | 6 | 38 | 32 | 6 | 40 |

Betting Odds

| Club | Knockout Opponent | Odds to Advance | Odds to Win CL |
|------|-------------------|-----------------|----------------|
| | | -145 | +1800 |



Group Stage

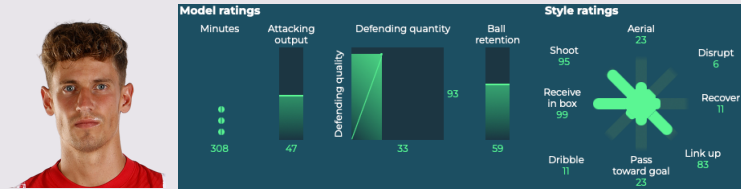


Players to Watch

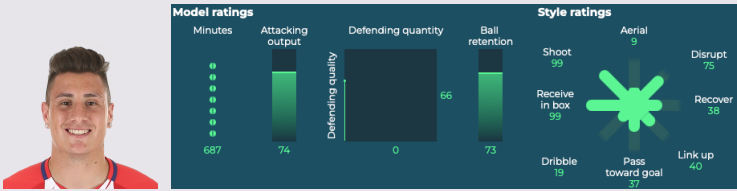
Renan Lodi (LB)



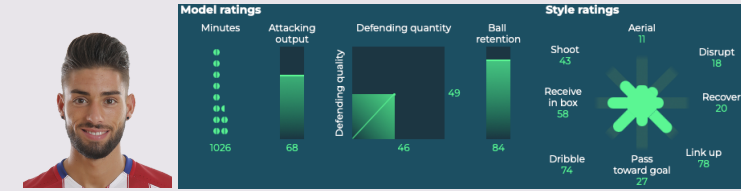
Marcos Llorente (CM)



José Giménez (CB)



Yannick Carrasco (LM)



Projected 11 (3-5-2)



Team Stats

Expected Goal Table

| | Actual Goals | xGoals (xG) | xGoal Differential |
|----------------|--------------|--------------|--------------------|
| Goals Scored | 42 | 42.03 | -0.03 |
| Goals Conceded | 33 | 23.05 | 9.95 |
| Net Goals | 9 | 18.98 | |

Domestic Performance

| # | Team | Pl | W | D | L | F | A | GD | Pts |
|---|-----------------|----|----|---|---|----|----|----|-----|
| 3 | Real Betis | 24 | 13 | 4 | 7 | 45 | 29 | 16 | 43 |
| 4 | Barcelona | 23 | 10 | 9 | 4 | 38 | 27 | 11 | 39 |
| 5 | Atletico Madrid | 23 | 11 | 6 | 6 | 42 | 33 | 9 | 39 |
| 6 | Real Sociedad | 23 | 10 | 8 | 5 | 24 | 21 | 3 | 38 |

Betting Odds

| Club | Knockout Opponent | Odds to Advance | Odds to Win CL |
|------|-------------------|-----------------|----------------|
| | | +105 | +3500 |

My Bets

To Advance

- Real Madrid +110 vs PSG (1 Unit)
 - Manchester United -135 vs Atletico Madrid (1 Unit)
 - Villareal +160 vs Juventus (0.5 Units)
 - Ajax + Chelsea Parlay -204 (2 Units)
-

Top Goalscorer

- Sébastien Haller +300 (.25 Units)
-

To Win Champions League

- Ajax +1200 (.25 Units)
- Bayern Munich +350 (1 Unit)

Sources

SmarterScout

infogol

DraftKings

Transfermarkt

EUFA

SkySports

